

**No. HQ-PPII03(2)/1/2024-PP\_II (Comp No. 8579)**

**STAFF SELECTION COMMISSION**

**(Confidential-3 Section)**

**\*\*\*\*\***

**Subject: Junior Engineer (Civil, Mechanical & Electrical) Examination, 2024 (Paper-I): Uploading of Candidates' Response Sheet(s) along with Tentative Answer Keys.**

The Computer Based Examination for Junior Engineer (Civil, Mechanical & Electrical) Examination, 2024 (Paper-I) was held from 05.06.2024 to 07.06.2024 at different centres across the country.

2. The candidates' Response Sheets along with the Tentative Answer Keys are now available and the same can be accessed through the website of the Commission (*i.e.* <https://ssc.gov.in>). The candidates may login by using Registration Number and Password during the period specified. **Details of instructions to access response sheet/Answer Key Challenge are annexed.**

3. Representation in respect of the Tentative Answer Keys, if any, may be submitted online from **12.06.2024 (08:00 PM)** to **15.06.2024 (08:00 PM)** on payment of Rs.100/- (Rupees One Hundred Only) per question /answer challenged. Representations received after **08:00 PM on 15.06.2024** will not be entertained under any circumstances.

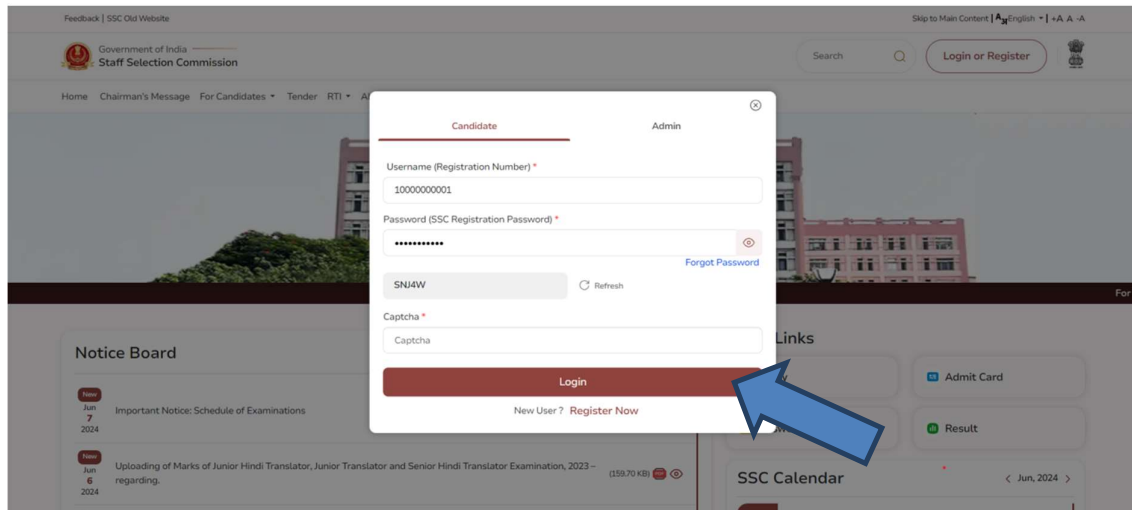
4. The candidates may take a print out of their respective Response Sheets as the same will not be available after the above specified time limit.

**Under Secretary to the Government of India**

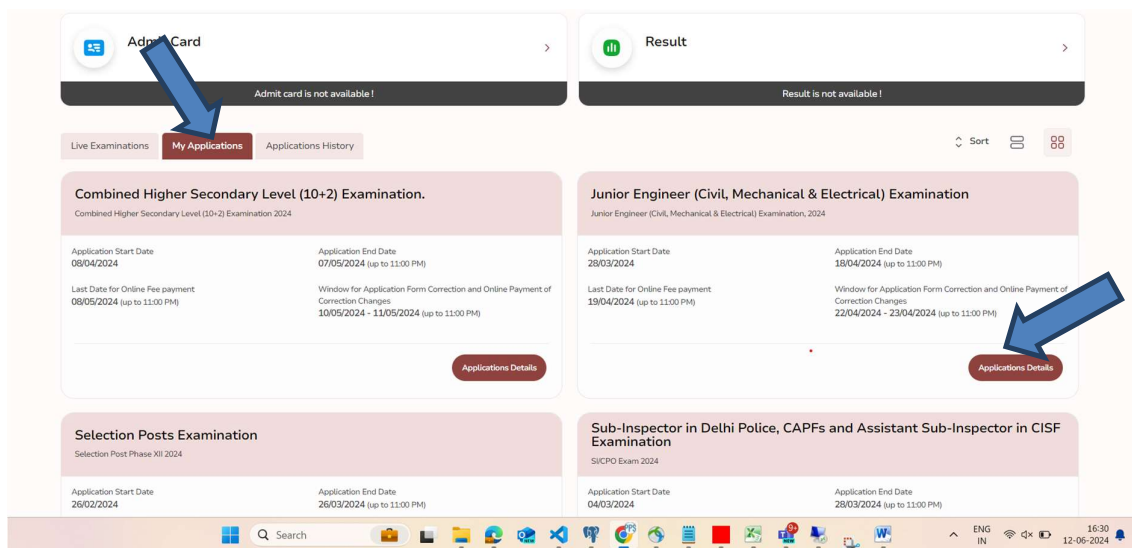
Dated: 12.06.2024

How to login to access Response Sheet(s) along with Tentative Answer Keys and to challenge Tentative Answer Keys, if any.

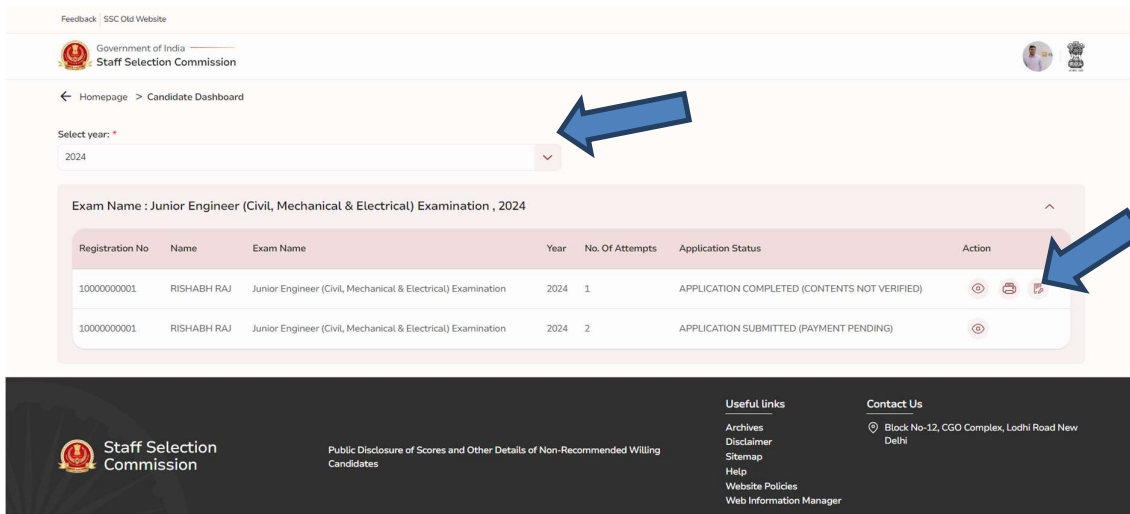
1. After opening the website of the Commission <https://ssc.gov.in> click on 'Login or Register'
2. Enter your credentials and click 'Login'



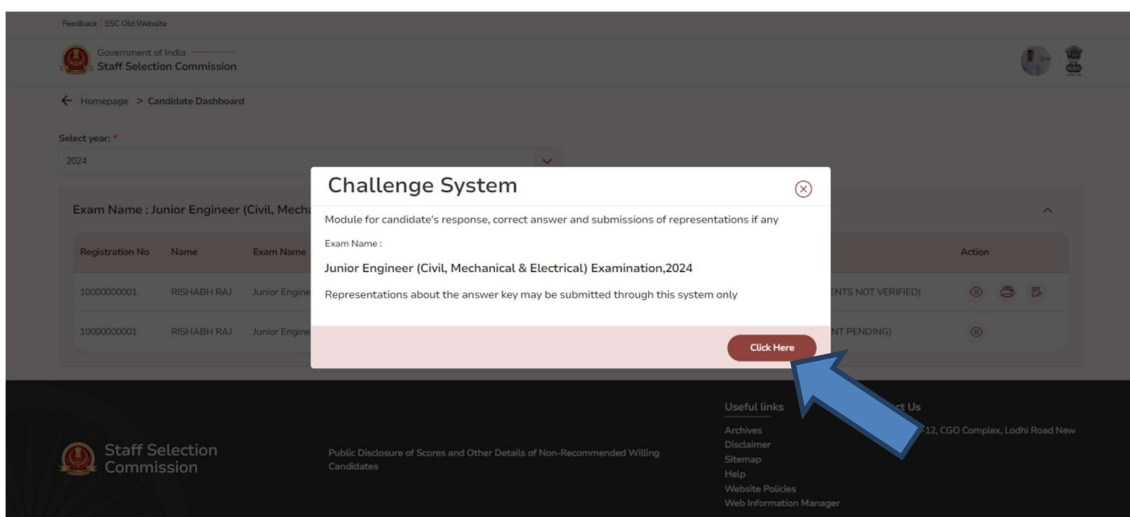
3. Click on 'Application Details' under 'My Application' for the examination concerned.



4. Select year of examination from the Dropdown menu and Click on 'Answer Key Challenge' icon as shown below:



5. In the challenge system pop-up, click on 'Click Here' button.



6. In the 'Candidate Login' portal (as shown below), click on 'Login' after entering your credentials *i.e.* Roll Number and Password as per Admission Certificate. Thereafter, you can check your examination Response Sheet and take its printout. If you wish to raise your objection/challenge to the Answer Keys, then follow the instructions on the portal.



\*\*\*